

Ice Makers

Half Dice Ice, 237kg/24h, 230kg bin, water-cooled

ITEM # _____

MODEL # _____

NAME # _____

SIS # _____

AIA # _____

**730295 (IHD237M230SNP)**

Ice maker, half dice ice, 237 kg/24h, modular, 230kg stainless steel collection bin, water-cooled

Short Form Specification

Item No. _____

Water cooled half dice maker, modular with 230kg bin. AISI 304 stainless steel exterior, food grade and internal ice container in ABS, copper evaporator ensure safe contact with ice. Fully automatic in operation and easy cleanability thanks to the automatic cleaning system. The ice making method guarantees continuous and reliable production, crystalline and hygienically pure ice cubes that quickly cool the drinks down. Electronic board controls the set parameters and sensitive touch-press panel with 2 speed regulation of ice production. Bin with internal corner for easy cleaning and it is fully insulated. Supplied with flexible water supply, drain hoses and scoop. Hydrocarbon refrigerant gas R290 for the lowest environmental impact.

Main Features

- The ice making method guarantees a continuous and reliable production.
- Easy cleanability guaranteed by an automatic system: the cleaning switch activate the circulation and the rinse of water; at the end of the cycle just swithed again to start producing ice.
- The ice-making method guarantees ice cubes that quickly cool the drinks down.
- Water consumption and productivity calculated using 15°C water temperature and 21°C ambient temperature.
- Fully automatic in operation.
- Rounded internal corners of the bin assure ease of cleaning.
- Food grade ABS interior.
- Suitable for gravity drain only.
- Bin included.
- Compliant to CE requirements for safety.

Construction

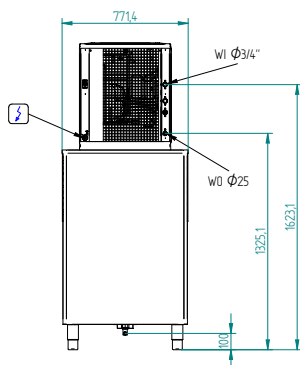
- Reliability guaranteed by the quality of the construction materials used (front, top and sides in 304 AISI stainless steel) and the sophisticated product and process technology involved.
- AISI 304 stainless steel exterior.
- Internal ice containers in ABS.
- Supplied with flexible water supply, drain hoses and scoop.
- Plug as standard (schuko type).
- Thanks to a vertical evaporator, the appliance guarantees considerable ice production in a short time: the cubes detach individually and fall into the bin, perfectly separated from each other and of equal size (6 g).
- The sprayers are easy to take away, permit a simple flowing and prevent limestone formation.
- Copper evaporator ensures a safe contact with ice.
- Hygienical plastic spray arms removable without the use of tools.
- Easy access to the main components for maintenance.

Sustainability

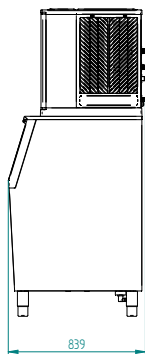
- Hydrocarbon refrigerant gas R290 for the lowest environmental impact (GWP=3) - CFC and HCFC free.
- Reduced energy consumption by fully insulated storage bin.

APPROVAL: _____

Rear side

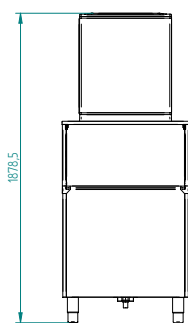


Side

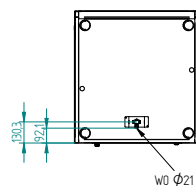


CW11 = Cold Water inlet 1 (cleaning)
D = Drain
EI = Electrical inlet (power)
WIC = Cooling water inlet
WOC = Cooling water outlet

Front



Other



Electric

Supply voltage: 220-240 V/1N ph/50 Hz
 Electrical power max: 0.96 kW

Capacity:

Bin capacity: 230 kg

Key Information:

External dimensions, Width: 762 mm
 External dimensions, Depth: 819 mm
 External dimensions, Height: 1676 mm
 Net weight: 85 kg
 Output: 237 kg/day
 Kind of cube: Ice Cube 6 g

Sustainability

Refrigerant type: R290
 Refrigerant weight: 130 g
 Water consumption: 71.8 lt/hr